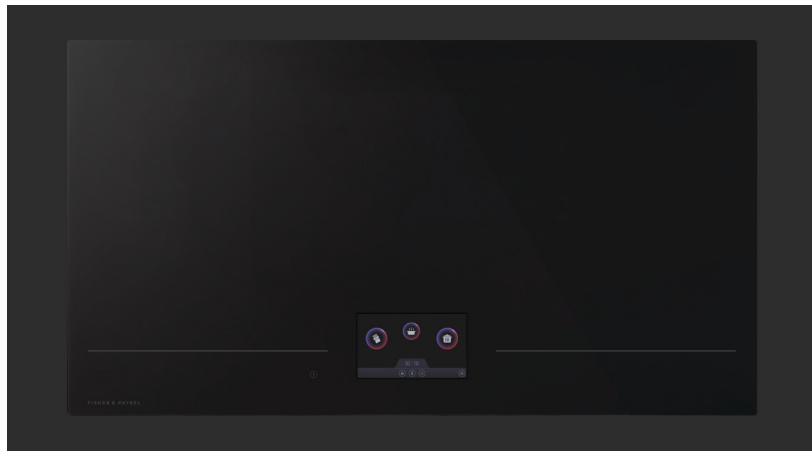


FISHER & PAYKEL

PRELIMINARY SPECIFICATION GUIDE

FULL SURFACE INDUCTION COOKTOP, 92CM



OVERVIEW

Designed to fit raised or flush with the countertop, this stylish cooktop offers full surface induction cooking with the freedom to place cookware anywhere on the surface. It can fit up to six pots or pans at once, each with precise and independent control from very high to very low heats. Easy-to-use, it has an intuitive 7" touchscreen display, pairing powerful functionality with a singular aesthetic treatment.

MODELS

Induction Cooktop, 92cm, Full surface
CI926DTB4

SERIES & STYLE

Series 9
Minimal

FEATURES

- ① Minimal style to fit any kitchen design, with a sleek black glass finish
- ② Designed to fit raised or flush with the countertop
- ③ Intuitive 7" high-resolution touchscreen display
- ④ Accommodates up to six pots or pans for even heating across any sized cookware
- ⑤ Less heat is wasted during induction cooking because only the cookware is heated, not the cooktop surface
- ⑥ Power settings and intuitive control elements move according to where pots or pans are on the cooktop
- ⑦ 17 heat settings, plus PowerBoost, for greater cooking flexibility
- ⑧ Additional cooking functions including Melting, Keep Warm and Simmering
- ⑨ Made from recyclable, eco-friendly ceramic glass
- ⑩ Safe to use - cooktop remains cool to touch until a pot or pan is placed on the surface

FISHER & PAYKEL

PRELIMINARY SPECIFICATION GUIDE

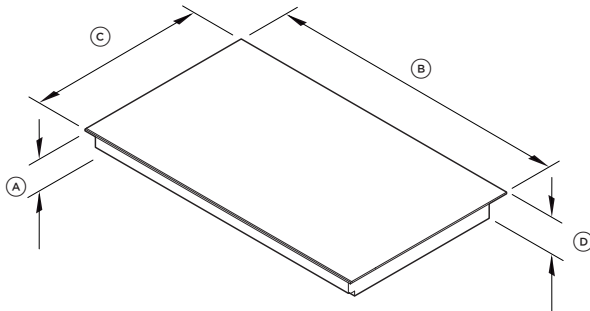
FULL SURFACE INDUCTION COOKTOP, 92CM

PRODUCT SPECIFICATIONS

Model No.	CI926DTB4
Dimensions	H 52mm W 920mm D 530mm
Weight	20kg
Electrical	220/240VAC, 50/60Hz
Induction electrical	
Max Current draw	48A*
Connection	Terminal block

* Configurable via Service menu

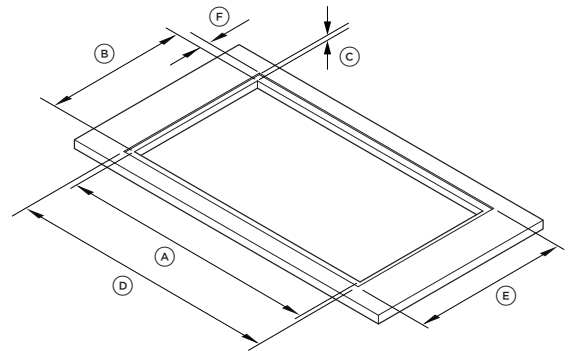
PRODUCT DIMENSIONS



ISO VIEW

	mm
(A) Overall height	52
(B) Overall width	920
(C) Overall depth	530
(D) Height of chassis	48

CUTOUT DIMENSIONS: FLUSH INSTALLATION



ISO VIEW

	mm
(A) Overall width of cutout*	890
(B) Overall depth of cutout*	485
(C) Height of routed recess	5
(D) Width of routed recess	925
(E) Depth of routed recess	535
(F) Offset overhang allowance	35

*Note: cutout position is not centred to the cooktop.